

Copper

Sleeve



| Sloan No. | Tube Size |
|-----------|-----------|
| S260AB-4 | 1/4 |
| S260AB-6 | 3/8 |
| S260AB-8 | 1/2 |
| S260AB-10 | 5/8 |
| S260AB-12 | 3/4 |

Union Tee



| Sloan No. | Tube Size |
|-----------|-----------|
| S264AB-6 | 3/8 |
| S264AB-8 | 1/2 |

Ref. SAE 120401 BA

Male Connector



| Sloan No. | Tube Size | Pipe Thread |
|--------------|-----------|-------------|
| S268AB-4-2 | 1/4 | 1/8 |
| S268AB-4-4 | 1/4 | 1/4 |
| S268AB-4-6 | 1/4 | 3/8 |
| S268AB-6-2 | 3/8 | 1/8 |
| S268AB-6-4 | 3/8 | 1/4 |
| S268AB-6-6 | 3/8 | 3/8 |
| S268AB-6-8 | 3/8 | 1/2 |
| S268AB-8-4 | 1/2 | 1/4 |
| S268AB-8-6 | 1/2 | 3/8 |
| S268AB-8-8 | 1/2 | 1/2 |
| S268AB-10-6 | 5/8 | 3/8 |
| S268AB-10-8 | 5/8 | 1/2 |
| S268AB-12-8 | 3/4 | 1/2 |
| S268AB-12-12 | 3/4 | 3/4 |

Ref. SAE 120102 BA

Nut



| Sloan No. | Tube Size |
|-----------|-----------|
| S261AB-4 | 1/4 |
| S261AB-6 | 3/8 |
| S261AB-8 | 1/2 |
| S261AB-10 | 5/8 |
| S261AB-12 | 3/4 |

Ref. SAE 120111


Union Elbow



| Sloan No. | Tube Size |
|-----------|-----------|
| S265AB-6 | 3/8 |
| S265AB-8 | 1/2 |

Ref. SAE 120201 BA

Male Elbow




Union



| Sloan No. | Tube Size |
|-----------|-----------|
| S262AB-4 | 1/4 |
| S262AB-6 | 3/8 |
| S262AB-8 | 1/2 |
| S262AB-10 | 5/8 |
| S262AB-12 | 3/4 |

Ref. SAE 120101 BA

Female Connector



| Sloan No. | Tube Size | Pipe Thread |
|------------|-----------|-------------|
| S266AB-6-2 | 3/8 | 1/8 |
| S266AB-6-4 | 3/8 | 1/4 |
| S266AB-6-6 | 3/8 | 3/8 |
| S266AB-8-6 | 1/2 | 3/8 |

| Sloan No. | Tube Size | Pipe Thread |
|-------------|-----------|-------------|
| S269AB-4-2 | 1/4 | 1/8 |
| S269AB-4-4 | 1/4 | 1/4 |
| S269AB-4-6 | 1/4 | 3/8 |
| S269AB-6-2 | 3/8 | 1/8 |
| S269AB-6-4 | 3/8 | 1/4 |
| S269AB-6-6 | 3/8 | 3/8 |
| S269AB-6-8 | 3/8 | 1/2 |
| S269AB-8-4 | 1/2 | 1/4 |
| S269AB-8-6 | 1/2 | 3/8 |
| S269AB-8-8 | 1/2 | 1/2 |
| S269AB-10-6 | 5/8 | 3/8 |
| S269AB-10-8 | 5/8 | 1/2 |

Ref. SAE 120202 BA

Copper


Female Elbow



| Sloan No. | Tube Size | Pipe Thread |
|------------|-----------|-------------|
| S270AB-6-4 | 3/8 | 1/4 |
| S270AB-6-6 | 3/8 | 3/8 |
| S270AB-8-6 | 1/2 | 3/8 |

Ref. SAE 120203 BA

45° Elbow



| Sloan No. | Tube Size | Pipe Thread |
|-------------|-----------|-------------|
| S279AB-6-4 | 3/8 | 1/4 |
| S279AB-6-6 | 3/8 | 3/8 |
| S279AB-8-6 | 1/2 | 3/8 |
| S279AB-10-8 | 5/8 | 1/2 |

Ref. SAE 120302 BA

Male Run Tee



| Sloan No. | Tube Size | Pipe Thread |
|------------|-----------|-------------|
| S271AB-6-4 | 3/8 | 1/4 |
| S271AB-6-6 | 3/8 | 3/8 |
| S271AB-8-6 | 1/2 | 3/8 |

Male Branch Tee



| Sloan No. | Tube Size | Pipe Thread |
|------------|-----------|-------------|
| S272AB-6-2 | 3/8 | 1/8 |
| S272AB-6-4 | 3/8 | 1/4 |
| S272AB-6-6 | 3/8 | 3/8 |
| S272AB-8-6 | 1/2 | 3/8 |

Ref. SAE 120425 BA