


Swing-Away Gladhands



Fleet Sheet



Product Update

Innovative new one piece stop assists with easy coupling/uncoupling while allowing the assembly to rotate 90° from the closed position

Features and Benefits

The hard stop at the correct “in use” position reduces spring fatigue and improves spring test life to over 1 million cycles. New stronger springs ensure the gladhand returns firmly to the uncoupled closed position. Returning to the closed position is imperative to keep dirt and debris from entering the air brake system.

Your Source for Swing-Away Gladhands



**Sloan
Delivers**

www.sloantrans.com • Phone: 800-336-7778 • Fax: 877-286-6515

Swing Away Gladhands





Fleet Sheet

Swing-Away Gladhands

- Provides the lowest projection height from "trailer skin".
- Eliminates the need to "twist" hoses to obtain gladhand retraction.
- 90° swivel designed elbow permits optional air line entry from either the bottom or back port.
- Eliminates expensive swivel type hoses and permits the use of inexpensive nylon reinforced tubing.
- Gladhand bracket prevents foreign particles and insects from entering air lines while trailer is not in use.

SWING-AWAY GLADHAND
ROTATES A FULL 90° FOR
EASY AIR LINE COUPLING.



3/8"-18 NPTF
Bottom Port


3/8"-18 NPTF
Back Port

Sloan No.	Configuration	Seal Type	Remarks	Gladhand Material
441062	service	black poly	bottom port air hookup	aluminum
441063	emergency	black poly	bottom port air hookup	aluminum
441064	universal	black poly	bottom port air hookup	aluminum
441069	emergency	red poly	bottom port air hookup	aluminum
441070	service	blue poly	bottom port air hookup	aluminum
441102	service	black poly	back port air hookup*	aluminum
441103	emergency	black poly	back port air hookup*	aluminum
441104	universal	black poly	back port air hookup*	aluminum
441105	emergency	red poly	back port air hookup*	aluminum
441106	service	blue poly	back port air hookup*	aluminum
441150	service	blue poly	bottom port air hookup	cast iron
441151	emergency	red poly	bottom port air hookup	cast iron
441152	service	blue poly	back port air hookup*	cast iron
441153	emergency	red poly	back port air hookup*	cast iron
441154	service	blue poly	both ports open	cast iron
441155	emergency	red poly	both ports open	cast iron

*Can be plumbed for bottom port installation

Swing-Away/Shut-off Gladhand™

- Shut-off valve prevents contaminants from entering the system.
- Eliminates the need for a dummy coupler.
- Decreases plumbing hardware and speeds installation time.



Sloan No.	Configuration	Seal Type	Remarks
441169	service	blue poly	Cast Iron Gladhand
441170	emergency	red poly	Cast Iron Gladhand
441171	service	black poly	Cast Aluminum Gladhand
441172	emergency	black poly	Cast Aluminum Gladhand



**Sloan
Delivers**